

TOOLS FOR THE SPECIALIST IMPACT WRENCHES

PNEUMATIC



HYDRAULIK



UNDERWATER
OPERATION



ATEX
Guideline 94/9 EC



MACHINE FEATURES



Square drive



Planetary gear drive



Rotation direction reversible



Push button actuation

Air inlet and exhaust

Type for underground mining (6 1035 0010)

Torque adjustment



TECHNICAL SPECIFICATION

IMPACT WRENCHES

This industrial type offers simple handling with little weight. Usable in ATEX area of equipment group I and II.



PNEUMATIC

OPER. PRESSURE
6 BAR

ATEX
Guideline 94/9 EC

ATEX Guideline 94/9 EC	Square drive	For bolts up to	Max. tightening torque*	Air consumption	Distance centre/ outer edge	Noise level	Vibration level	Hose ID	Weight	
Order no.		mm	Nm	m ³ /min	mm	dB(A)	m/s ²	mm	kg	
6 1034 0010	II2GcT6	1/2"	M20	610	0.32	47.5	90	2.6	10	2.5
6 1035 0010	IM2cT6	1/2"	M20	610	0.32	47.5	90	2.6	10	3.6

*The recommended max. tightening torque depends on screws of class 8.8. Performance data at an operating pressure of 6 bar.

IMPACT WRENCH

This robust impact wrench is usable in ATEX area of equipment group II.



PNEUMATIC

OPER. PRESSURE
6 BAR

ATEX
Guideline 94/9 EC

ATEX Guideline 94/9 EC	Square drive	For bolts up to	Max. tightening torque*	Air consumption	Distance centre/ outer edge	Noise level	Vibration level	Hose ID	Weight	
Order no.		mm	Nm	m ³ /min	mm	dB(A)	m/s ²	mm	kg	
6 1313 0010	II2GcT6	3/4"	M27	1,300	1.2	47.5	102	4.8	13	6.2
6 1317 0010	II2GcT6	1"	M32	2,100	1.2	47.5	102	4.0	13	7.1

*The recommended max. tightening torque depends on screws of class 8.8. Performance data at an operating pressure of 6 bar.

IMPACT WRENCH

Our powerful impact wrench with slim design. Usable in ATEX area of equipment group I and II.



PNEUMATIC

OPER. PRESSURE
6 BAR

ATEX
Guideline 94/9 EC

ATEX Guideline 94/9 EC	Square drive	For bolts up to	Max. tightening torque*	Air consumption	Distance centre/ outer edge	Noise level	Vibration level	Hose ID	Weight	
Order no.		mm	Nm	m ³ /min	mm	dB(A)	m/s ²	mm	kg	
6 1316 0010	IM2cT6	1"	M30	1,350	1.4	45	96	4.5	13	6.5
6 1316 0020	IM2cT6	3/4"	M30	1,350	1.4	45	96	4.5	13	6.4
6 1316 0050	II2GcT6	3/4"	M30	1,350	1.4	45	96	4.5	13	5.6
6 1316 0040	II2GcT6	1"	M30	1,350	1.4	45	96	4.5	13	5.7

*The recommended max. tightening torque depends on screws of class 8.8. Performance data at an operating pressure of 6 bar.

IMPACT WRENCH

Particularly developed for underwater application



PNEUMATIC

OPER. PRESSURE
6 BAR

UNDERWATER OPERATION

ATEX
Guideline 94/9 EC

ATEX Guideline 94/9 EC	Square drive	For bolts up to	Max. tightening torque*	Air consumption	Distance centre/ outer edge	Noise level	Vibration level	Hose ID	Weight	
Order no.		mm	Nm	m ³ /min	mm	dB(A)	m/s ²	mm	kg	
6 1316 0070	II2GcT6	3/4"	M30	1,350	1.4	45	96	4.5	13	5.6
6 1316 0060	II2GcT6	1"	M30	1,350	1.4	45	96	4.5	13	5.7

*The recommended max. tightening torque depends on screws of class 8.8. Performance data at an operating pressure of 6 bar.

MACHINE FEATURES



Square drive



Planetary gear drive



D-Handle



Second handle

Air connection



Rotation direction reversible



TECHNICAL SPECIFICATION

IMPACT WRENCH

Our most powerful 3/4" impact wrench is also usable in ATEX area of equipment group I.



ATEX Guideline 94/9 EC	Square drive	For bolts up to	Max. tightening torque*	Air consumption	Distance centre/outer edge	Noise level	Vibration level	Hose ID	Weight	
Order no.		mm	Nm	m ³ /min	mm	dB(A)	m/s ²	mm	kg	
6 1312 0010	IM2cT6	3/4"	M33	1,800	1.1	49	92	3.2	13	9.0

*The recommended max. tightening torque depends on screws of class 8.8. Performance data at an operating pressure of 6 bar.

IMPACT WRENCH

Our most powerful 3/4" impact wrench is also usable in ATEX area of equipment group I and II.



ATEX Guideline 94/9 EC	Square drive	For bolts up to	Max. tightening torque*	Air consumption	Distance centre/outer edge	Noise level	Vibration level	Hose ID	Weight	
Order no.		mm	Nm	m ³ /min	mm	dB(A)	m/s ²	mm	kg	
6 1412 0010	IM2cT6	1"	M33	1,800	1.1	49	92	3.2	13	9.0
6 1410 0010	II2GcT6	1"	M36	2,200	1.6	57	92	6.2	13	11.0
6 1411 0010	IM2cT6	1"	M36	2,200	1.6	57	92	6.2	13	13.5

*The recommended max. tightening torque depends on screws of class 8.8. Performance data at an operating pressure of 6 bar.

IMPACT WRENCH

Our most powerful industrial type with low air consumption. Usable in ATEX area of equipment group I and II.



ATEX Guideline 94/9 EC	Square drive	For bolts up to	Max. tightening torque*	Air consumption	Distance centre/outer edge	Noise level	Vibration level	Hose ID	Weight	
Order no.		mm	Nm	m ³ /min	mm	dB(A)	m/s ²	mm	kg	
6 1417 0040	II2GcT6	1 1/2"	M56	4,400	1.6	57	107	6.6	15	12.2
6 1511 0010	IM2cT6	1 1/2"	M56	4,400	1.6	57	92	5.5	15	14.9

*The recommended max. tightening torque depends on screws of class 8.8. Performance data at an operating pressure of 6 bar.

(Subject to change without notice)

MACHINE FEATURES



Square drive



Second handle



Rotation direction reversible



Latch with locking device

Connection

Hydraulic hose set
(2 1317 9010)

Hose coupling



TECHNICAL SPECIFICATION

IMPACT WRENCHES

The hydraulic impact wrenches for **open circuit** are suitable for ATEX-safety class equipment group I



HYDRAULIC

OPER. PRESSURE
140 BAR

ATEX
Guideline 94/9 EC

ATEX Guideline 94/9 EC	Square drive	For bolts up to	Max. tightening torque* (adjustable)	Oil flow	Distance centre/ outer edge	Noise level	Vibration level	Connection	Weight	
Order no.		mm	Nm	l/min	mm	dB(A)	m/s ²		kg	
6 1518 0010	IM2cT5	3/4"	M30	350-1,700	20-40	45	85.3	3.8	STECKO-10	9.0
6 1519 0010	IM2cT5	1"	M30	350-1,700	20-40	45	85.3	3.8	STECKO-10	9.0

*The recommended max. tightening torque depends on screws of class 8.8.

Performance data at an operating pressure of 140 bar.

IMPACT WRENCHES

Universally usable hydraulic impact wrenches for **open circuit**, also for diving work.



HYDRAULIC

OPER. PRESSURE
140 BAR

UNDERWATER OPERATION

ATEX
Guideline 94/9 EC

Accessories:

Hydraulic hose set order no. 2 1317 9010.

ATEX Guideline 94/9 EC	Square drive	For bolts up to	Max. tightening torque* (adjustable)	Oil flow	Distance centre/ outer edge	Noise level	Vibration level	Connection	Weight	
Oder no.		mm	Nm	l/min	mm	dB(A)	m/s ²		kg	
6 1515 0010	II2GcT5	3/4"	M30	350-1,700	20-40	45	85.3	3.8	M18x1.5	7.3
6 1514 0010	II2GcT5	1"	M30	350-1,700	20-40	45	85.3	3.8	M18x1.5	7.3

*The recommended max. tightening torque depends on screws of class 8.8.

Performance data at an operating pressure of 140 bar.

IMPACT WRENCH

Our most powerful 1" hydraulic impact wrench for **open circuit**, also for diving work.



HYDRAULIC

OPER. PRESSURE
140 BAR

UNDERWATER OPERATION

ATEX
Guideline 94/9 EC

Accessories:

Hydraulic hose set order no. 1 5080 9020.

ATEX Guideline 94/9 EC	Square drive	For bolts up to	Max. tightening torque* (adjustable)	Oil flow	Distance centre/ outer edge	Noise level	Vibration level	Connection	Weight	
Order no.		mm	Nm	l/min	mm	dB(A)	m/s ²		kg	
6 1520 0010	II2GcT5	1"	M36	850-2,500	25-45	60	99.2	6.75	3/4"-16UNF-2B	10.7

*The recommended max. tightening torque depends on screws of class 8.8.

Performance data at an operating pressure of 140 bar.

IMPACT WRENCHES

Universally usable hydraulic impact wrenches for **closed circuit** which also can be driven with HFA emulsion.

Operating pressure : 260 bar with hydraulic oil
300 bar with HFA emulsion



HYDRAULIC

OPER. PRESSURE
260/300 BAR

ATEX
Guideline 94/9 EC

ATEX Guideline 94/9 EC	Square drive	For bolts up to	Max. tightening torque* (adjustable)	Oil flow oil/HFA	Distance centre/ outer edge	Noise level	Vibration level	Connection	Weight	
Order no.		mm	Nm	l/min	mm	dB(A)	m/s ²	mm	kg	
6 1516 0010	IM2cT5	3/4"	M30	350-1,700	9.5/12.0	52.5	94.5	10.9	STECKO-10	7.4
6 1517 0010	IM2cT5	1"	M39	550-3,400	9.5/12.0	52.5	102.0	14.0	STECKO-10	9.3

*The recommended max. tightening torque depends on screws of class 8.8.

Performance data at operating pressure.


(Subject to change without notice)

ACCESSORIES


Manufactured as per DIN 3129 / ISO 2725 made of super chrome vanadium steel, phosphatized, complete with locking pins and rings.

Other accessories on request.

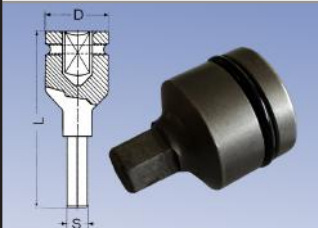
HEXAGON SOCKETS, STANDARD LENGTH

	1/2" Square Drive				3/4" Square Drive				1" Square Drive				1 1/2" Square Drive			
	Order no.	S	L	D	Order no.	S	L	D	Order no.	S	L	D	Order no.	S	L	D
		mm	mm	mm		mm	mm	mm		mm	mm	mm		mm	mm	mm
	9 1408 1290	8	40	15	9 1408 0390	17	50	31	9 1408 0580	24	55	42,5	9 1408 0790	41	80	70
	9 1408 1310	10	40	17	9 1408 0400	19	50	33,5	9 1408 0590	27	55	46	9 1408 0800	46	84	75
	9 1408 1320	13	40	21	9 1408 0410	22	50	37	9 1408 0600	30	57	50	9 1408 0810	50	87	81
	9 1408 0110	14	40	23	9 1408 0420	24	50	40	9 1408 0610	32	57	52	9 1408 0820	55	90	86
	9 1408 0120	17	40	26	9 1408 0430	27	53	43,5	9 1408 0620	36	60	55	9 1408 0830	60	90	93
	9 1408 0130	19	40	28,5	9 1408 0440	30	53	47	9 1408 0630	41	64	64	9 1408 0840	65	90	100
	9 1408 0140	22	40	32,5	9 1408 0450	32	57	50	9 1408 0640	46	69	70	9 1408 0850	70	100	105
	9 1408 0150	24	45	35	9 1408 0460	36	56	52	9 1408 0650	50	72	73	9 1408 0860	75	105	110
	9 1408 0160	27	50	38	9 1408 0470	41	58	61,5	9 1408 0660	55	76	82	9 1408 0870	80	110	119
	9 1408 0170	30	50	42	9 1408 0480	46	64	63,0	9 1408 0670	60	82	86	9 1408 0880	85	117	125
									9 1408 0680	65	85	92				

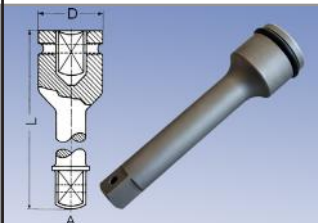
HEXAGON SOCKETS, EXTRA LONG

	1/2" Square Drive				3/4" Square Drive				1" Square Drive				1 1/2" Square Drive			
	Order no.	S	L	D	Order no.	S	L	D	Order no.	S	L	D	Order no.	S	L	D
		mm	mm	mm		mm	mm	mm		mm	mm	mm		mm	mm	mm
	9 1408 0190	14	80	21	9 1408 0510	22	95	38	9 1408 0690	24	100	42	9 1408 0940	41	115	70
	9 1408 0200	17	80	24	9 1408 0520	24	95	40	9 1408 0700	27	100	46	9 1408 0950	46	115	77
	9 1408 0210	19	80	26	9 1408 0530	27	95	43	9 1408 0710	30	100	50	9 1408 0960	50	135	82
	9 1408 0220	22	80	30	9 1408 0540	30	95	47	9 1408 0720	32	100	51	9 1408 0970	55	140	88
	9 1408 0230	24	80	32	9 1408 0550	32	95	49	9 1408 0730	36	100	54	9 1408 0980	60	150	94
	9 1408 0240	27	80	36,5	9 1408 0560	36	95	54	9 1408 0740	41	100	63	9 1408 0990	65	150	101
									9 1408 0750	46	100	70	9 1408 1000	70	160	107
									9 1408 0760	50	110	75	9 1408 1010	75	170	113
									9 1408 0770	55	112	80	9 1408 1020	80	170	120
									9 1408 0780	60	114	85	9 1408 1030	85	170	126

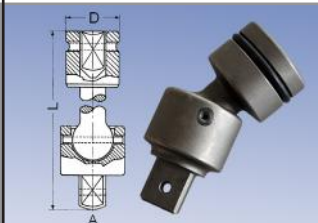
HEXAGON SOCKETS FOR ALLEN HEAD SCREWS

	1/2" Square Drive				3/4" Square Drive				1" Square Drive				1 1/2" Square Drive			
	Order no.	S	L	D	Order no.	S	L	D	Order no.	S	L	D	Order no.	S	L	D
		mm	mm	mm		mm	mm	mm		mm	mm	mm		mm	mm	mm
	9 1424 0570	5	55	30	9 1424 0540	17	85	44	9 1424 0440	17	75	54	9 1424 0710	17	120	57
	9 1424 0580	6	55	30	9 1424 0550	19	85	44	9 1424 0450	19	75	54	9 1424 0720	19	120	57
	9 1424 0590	8	55	30	9 1424 0660	22	85	44	9 1424 0460	22	75	54	9 1424 0730	22	120	57
	9 1424 0600	10	55	30	9 1424 0670	24	85	44	9 1424 0470	24	75	54	9 1424 0740	24	120	57
	9 1424 0610	12	55	30												

EXTENSIONS

	1/2" Square Drive				3/4" Square Drive				1" Square Drive				1 1/2" Square Drive			
	Order no.	A	L	D	Order no.	A	L	D	Order no.	A	L	D	Order no.	A	L	D
		mm	mm	mm		mm	mm	mm		mm	mm	mm		mm	mm	mm
	9 1420 0050	1/2"	125	25	9 1420 0100	3/4"	175	44	9 1420 0140	1"	175	54	9 1420 0170	1 1/2"	250	57
	9 1420 0060	1/2"	250	25	9 1420 0110	3/4"	250	44	9 1420 0150	1"	250	54	9 1420 0180	1 1/2"	380	57
					9 1420 0120	3/4"	330	44	9 1420 0160	1"	330	54	9 1420 0190	1 1/2"	500	57

UNIVERSAL JOINTS

	1/2" Square Drive				3/4" Square Drive				1" Square Drive				1 1/2" Square Drive			
	Order no.	A	L	D	Order no.	A	L	D	Order no.	A	L	D	Order no.	A	L	D
		mm	mm	mm		mm	mm	mm		mm	mm	mm		mm	mm	mm
	9 1422 0040	1/2"	75	30	9 1422 0070	3/4"	65	44	9 1408 0090	1"	100	54	9 1422 0110	1 1/2"	175	57

SPITZNAS

Maschinenfabrik GmbH, Fellerstraße 4, 42555 Velbert, Germany
 Tel: +49-(0)2052-605-0 Fax: +49-(0)2052-605-29
 E-Mail: sales@spitznas.com Internet: http://www.spitznas.com